

# HOLO

SANITARY WARE



**GERMAN**  
TECHNOLOGY

[www.holosanitaryware.com](http://www.holosanitaryware.com)

EXCLUSIVE SANITARYWARE  
**COLLECTION 2026**  
EDITION-1

# Certificate



## Certificate of Compliance

We hereby declare that the product complied with the requirement of Construction Products Directive (CPD/CPR) 89/106/EEC as Amended Construction Products Regulation (EU) 305/2011 and Directives 93/68/EEC

### Manufacturer

Name : HOLO SANITARYWARE PRIVATE LIMITED

Address : SURVEY NO 723 P3, 724 1 PAIKI 1, 724 1 PAIKI 2, OLD GHUNTU ROAD NEAR EVERNEW PAPER MILL MORBI-363642, RAJKOT, GUJARAT (INDIA)

Products : MANUFACTURING AND SUPPLY OF CERAMIC TILES, SANITARYWARES, BATH FITTING & CERAMIC RAW MATERIAL.

The Certification body has performed an audit of the above product covering the design, manufacture and final inspection of the certified product. The technical documentation / inspection / test results comply with the requirements of Construction Products Directive (CPD/CPR) 89/106/EEC as Amended Construction Products Regulation (EU) 305/2011 and Directives 93/68/EEC

Hence the manufacturer has issued a Declaration of Conformity according and places the CE marking with his own responsibility.

Certificate No : 23/CE/HOS0912  
Initial Registration Date : 12/09/2023

Issuance Date : 12/09/2023  
Date of Expiry\* : 11/09/2026

Auth. Signatory



Times Certification Services UK Ltd.  
Regd Office : 71-75 Shelton Street, Covent Garden, London, WC2H 9JQ, United Kingdom  
This certificate is the Intellectual Property of Times Certification Services UK Ltd. and shall be maintained through surveillance audits and renewal audits. Certificate shall be returned immediately on request in case of non compliance of Certification Procedures.  
Validity of this certificate can be verified at : [www.timescert.co.uk](http://www.timescert.co.uk) or its email at [info@timescert.co.uk](mailto:info@timescert.co.uk)



## CERTIFICATE

This is to Certify that the Management System of

### HOLO SANITARYWARE PRIVATE LIMITED

SURVEY NO 723 P3, 724 1 PAIKI 1, 724 1 PAIKI 2, OLD GHUNTU ROAD NEAR EVERNEW PAPER MILL MORBI-363642 RAJKOT GUJARAT (INDIA)

has been found to conform to the Quality Management System standard:

### ISO 9001:2015

This certificate is valid for the following scope of operations:

MANUFACTURING AND SUPPLY OF CERAMIC TILES, SANITARYWARES, BATH FITTING & CERAMIC RAW MATERIAL.

IAF Code: 15

NACE Code: 23.32

:: Certificate No :: IN122033A

Date of initial registration  
12 September 2023

Date of this Certificate  
12 September 2023

Recertification Due  
11 September 2026

This Certificate remains valid subject to satisfactory surveillance audits.



Director



For verification and updated information concerning the present certificate visit to [www.lmsassessments.com](http://www.lmsassessments.com)  
This Certificate is the property of LMS Certifications Private Limited and shall be returned immediately when demanded.



LMS Certifications Private Limited  
1, Anandham, Opp. Kulkarni Plonic Spot Gate,  
Farid Nagar, Lucknow - 226015, U.P. (INDIA)  
Phone : +91-9554645464  
Visit : [www.lmsassessments.com](http://www.lmsassessments.com)  
E-mail : [info@lmsassessments.com](mailto:info@lmsassessments.com)  
LMS/FM001/2024/REV06



## CERTIFICATE

This is to Certify that the Management System of

### HOLO SANITARYWARE PRIVATE LIMITED

SURVEY NO 723 P3, 724 1 PAIKI 1, 724 1 PAIKI 2, OLD GHUNTU ROAD NEAR EVERNEW PAPER MILL MORBI-363642 RAJKOT GUJARAT (INDIA)

has been found to conform to the Environmental Management System standard:

### ISO 14001:2015

This certificate is valid for the following scope of operations:

MANUFACTURING AND SUPPLY OF CERAMIC TILES, SANITARYWARES, BATH FITTING & CERAMIC RAW MATERIAL.

IAF Code: 15

NACE Code: 23.32

:: Certificate No :: IN122033B

Date of initial registration  
12 September 2023

Date of this Certificate  
12 September 2023

Recertification Due  
11 September 2026

This Certificate remains valid subject to satisfactory surveillance audits.



Director



For verification and updated information concerning the present certificate visit to [www.lmsassessments.com](http://www.lmsassessments.com)  
This Certificate is the property of LMS Certifications Private Limited and shall be returned immediately when demanded.



LMS Certifications Private Limited  
1, Anandham, Opp. Kulkarni Plonic Spot Gate,  
Farid Nagar, Lucknow - 226015, U.P. (INDIA)  
Phone : +91-9554645464  
Visit : [www.lmsassessments.com](http://www.lmsassessments.com)  
E-mail : [info@lmsassessments.com](mailto:info@lmsassessments.com)  
LMS/FM001/2024/REV06



indiamart®

## Holo Sanitaryware Private Limited

has been certified for having met the requirements of **IndiaMART TrustSEAL** in August 2024.



IndiaMART TrustSEAL  
Building TRUST  
Enhancing Business

*german kiln*



**HOLO**  
SANITARY WARE





**ARNOVA-1001**  
670 x 350 x 760mm  
S-Trap- 225mm  
P-Trap- 180mm



**MARIUS-1002**  
625 x 345 x 745mm  
S-Trap- 225mm  
P-Trap- 180mm



**KONAD-1003**  
640 x 355 x 765mm  
S-Trap- 225mm  
P-Trap- 180mm



**ELEKA-1004**  
650x 345 x 750mm  
S-Trap- 225mm  
P-Trap- 180mm



S-Trap Available in  
**9" 12"**  
(225mm, 300mm)  
Also Available P-Trap

**HELSTON-1008**  
660 x 345 x 740mm  
S-Trap- 225/300mm  
P-Trap- 180mm



**AGOSTO-1009**  
665 x 340 x 755mm  
S-Trap- 225mm  
P-Trap- 180mm



**EASTON-1011**  
655 x 360 x 735mm  
S-Trap- 225mm  
P-Trap- 180mm



**7**  
RIMLESS  
CLOSET

**ANTONO-1012**  
660 x 360 x 750mm  
S-Trap- 225/300mm  
P-Trap- 180mm



**SKYLAR-1014**  
665 x 350 x 755mm  
S-Trap- 225/300mm



ALL SIZES ARE  
OFFERED FOR  
THIS MODEL.  
S-Trap Available in  
**4" 9" 12"**  
(100mm, 225mm, 300mm)  
Also Available P-Trap

**CARMON-1015**  
660 x 360 x 730mm  
S-Trap- 100/225/300mm  
P-Trap- 180mm



**SPECTO-1017**  
650 x 345 x 735mm  
S-Trap- 225mm



**7**  
RIMLESS  
CLOSET

**MENTOS-1018**  
670 x 350 x 740mm  
S-Trap- 225/300mm  
P-Trap- 180mm



**7**  
RIMLESS  
CLOSET

**JULIE-1019**  
675 x 360 x 745mm  
S-Trap- 225mm  
P-Trap- 180mm



**7**  
RIMLESS  
CLOSET

**CAMILIA-1013**  
670 x 380 x 745mm  
S-Trap- 225/300mm  
P-Trap- 180mm



**INAYA-1016**  
670 x 390 x 730mm  
S-Trap- 225/300mm  
P-Trap- 180mm



IN BUILT  
JET SPRAY

ONE PIECE SYPHONIC COLLECTION



**MARION-1103**  
670 x 360 x 740mm  
S-Trap- 100/225/300mm

**3D** Syphonic 3D Flush



**JULIUS-1106**  
690 x 380 x 670mm  
S-Trap- 225/300mm

SYPHONIC SYSTEM

**4D** Syphonic 4D Flush



**BENITO-1101**  
665 x 350 x 750mm  
S-Trap- 225/300mm



**TIMEO-1102**  
660 x 370 x 735 mm  
S-Trap- 225mm

**5D** Syphonic 5D Flush



**MAGNUS-1104**  
665 x 375 x 760mm  
S-Trap- 195/300mm

**5D** Syphonic 5D Flush



**MAXIMUS-1105**  
660 x 400 x 670mm  
S-Trap- 225mm

**3D** Syphonic 3D Flush



SOFT CLOSE



SUPER WHITE GLAZE



STAIN FREE



WATER SAVING



Note : In Built Jet Spray & UF Seat Cover Is An Optional And Ordinary.



**MEDOX-2004**  
520 x 370 x 350mm



**ENGIMATIC-2005**  
525 x 340 x 340mm



**ENGIMA-2007**  
520 x 335 x 350mm



**ARMIDA-2008**  
545x 355 x 350mm



**TRACY -2009**  
485x 365 x 365mm



**WINTA-2010**  
485 x 355 x 360mm



**TIPIT-2012**  
570 x 370 x 370mm



**EMICA-2014**  
530 x 365 x 360mm



**ORAN -2016**  
520 x 360 x 360mm



**POLAR -2015**  
535 x 350 x 360mm



**RIO-2018**  
505 x 360 x 335mm



**SINTRA-2105**  
565 x 355 x 400mm  
S-Trap- 100mm  
P-Trap- 180mm



RIMLESS  
CLOSET



**WELZIN -2103**  
550 x 350 x 410mm  
S-Trap- 100mm  
P-Trap- 180mm



**HEMRIK-2101**  
530 x 355 x 410mm  
S-Trap- 100mm  
P-Trap- 180mm



**HEXEL-2102**  
540 x 360 x 405mm  
S-Trap- 100mm  
P-Trap- 180mm



**ANKAN-2104**  
550 x 375 x 415mm  
S-Trap- 100mm  
P-Trap- 180mm

add a contemporary,  
elegant touch to bathroom  
decor.



EXTRA  
HYGIENIC



SOFT  
CLOSE



ECO  
FRIENDLY



STAIN  
FREE



WATER  
SAVING



SUPER WHITE  
GLAZE



**ELINE-7001**  
415 x 345 x 165mm  
16 x 14 Inch (Approx)



**ALONY-7002**  
405 x 340 x 145mm  
16 x 14 Inch (Approx)



**LONZA-7003**  
460 x 335 x 135mm  
18 x 13 Inch (Approx)



**FONZA-7004**  
480 x 390 x 150mm  
19 x 15 Inch (Approx)



**HEMIS-7005**  
550 x 360 x 125mm  
22 x 14 Inch (Approx)



**ARNEL-7007**  
480 x 365 x 130mm  
19 x 14 Inch (Approx)



**MARIT-7008**  
355 x 305 x 135mm  
14 x 12 Inch (Approx)



**THOBHAN-7009**  
615 x 360 x 115mm  
24 x 14 Inch (Approx)



**COLIMA-7013**  
515 x 340 x 140mm  
20 x 14 Inch (Approx)



**LUBEK-7015**  
545 x 355 x 135mm  
21 x 14 Inch (Approx)



**TEPIS-7016**  
635 x 395 x 145mm  
25 x 16 Inch (Approx)



**FLAKE-7018**  
425 x 420 x 140mm  
17 x 17 Inch (Approx)



**EXELON-7019**  
525 x 365 x 130mm  
21 x 14 Inch (Approx)



**FEDEX-7020**  
600 x 370 x 135mm  
24 x 15 Inch (Approx)



**CRYA-7021**  
425 x 330 x 130mm  
17 x 13 Inch (Approx)



**NUCAR-7023**  
550 x 350 x 145mm  
22 x 14 Inch (Approx)

**TABLE TOP** COLLECTION



**SOLI-7024**  
395 x 395 x 145mm  
16 x 16 Inch (Approx)



**MARKEL-7025**  
705 x 385 x 140mm  
28 x 15 Inch (Approx)



**MACK-7027**  
495 x 385 x 150mm  
20 x 15 Inch (Approx)




**KUMA-7028**  
455 x 355 x 130mm  
18 x 14 Inch (Approx)



**DOVER-7029**  
600 x 400 x 145mm  
24 x 16 Inch (Approx)




**LIVIA-7030**  
505 x 380 x 125mm  
20 x 15 Inch (Approx)



**ERICH-7031**  
520 x 405 x 160mm  
20 x 16 Inch (Approx)



**HARTWIN-7032**  
555 x 360 x 140mm  
22 x 16 Inch (Approx)



**PAUL-7033**  
575 x 405 x 140mm  
23 x 16 Inch (Approx)




**OTTO-7034**  
415 x 310 x 135mm  
16 x 12 Inch (Approx)



**MAX-7035**  
360 x 260 x 115mm  
14 x 10 Inch (Approx)



**FELIX-7036**  
400 x 400 x 160mm  
16 x 16 Inch (Approx)



**HARRY-7037**  
400 x 400 x 160mm  
16 x 16 Inch (Approx)



EXTRA  
HYGIENIC



SOFT  
CLOSE



ECO  
FRIENDLY



STAIN  
FREE



WATER  
SAVING



SUPER WHITE  
GLAZE



**PANARI - 4001**  
485 x 320 x 190mm  
19 x 13 Inch (Approx)



**TUSCON - 4002**  
480 x 360 x 180mm  
19 x 14 Inch (Approx)



**ARMIS - 4003**  
340 x 360 x 145mm  
13 x 14 Inch (Approx)



**AVENA - 4004**  
350 x 345 x 145mm  
14 x 14 Inch (Approx)



**CELIO - 4005**  
575 x 460 x 190mm  
23 x 18 Inch (Approx)



**WALTER - 4006**  
525 x 420 x 210mm  
21 x 17 Inch (Approx)



**OTIS - 4007**  
360 x 425 x 135mm  
14 x 17 Inch (Approx)



**GIONA - 4008**  
465 x 380 x 190mm  
18 x 15 Inch (Approx)



**MORENA - 4009**  
580 x 420 x 190mm  
23 x 17 Inch (Approx)



**KALISTO - 4010**  
560 x 415 x 200mm  
22 x 16 Inch (Approx)



**ELVINO - 4011**  
460 x 465 x 200mm  
18 x 18 Inch (Approx)



**ELDORA - 4012**  
630 x 485 x 220mm  
25 x 19 Inch (Approx)



**KELI - 4013**  
360 x 365 x 145mm  
14 x 14 Inch (Approx)



**CALEB - 4014**  
505 x 405 x 160mm  
20 x 16 Inch (Approx)



**AXA - 4015**  
580 x 405 x 190mm  
23 x 16 Inch (Approx)



**EVA - 4020**  
385 x 305 x 175mm  
15 x 12 Inch (Approx)

**WALL MOUNTED BASIN** COLLECTION



**ELKE-4021**  
515 x 420 x 195mm  
20 x 16 Inch (Approx)



**PERU-4016**  
420 x 290 x 190mm  
16 x 12 Inch (Approx)



**CONRAD-4017**  
465 x 365 x 180mm  
18 x 14 Inch (Approx)



**CLAUS-4018**  
470 x 365 x 150mm  
18 x 14 Inch (Approx)



**ROLF-4019**  
410 x 320 x 145mm  
16 x 13 Inch (Approx)



**OSCAR-4022**  
470 x 360 x 150mm  
18 x 14 Inch (Approx)



**WILLIAM-4023**  
520 x 415 x 175mm  
20 x 16 Inch (Approx)



**OLIVER-4024**  
510 x 410 x 205mm  
20 x 16 Inch (Approx)



**VIGGO-4025**  
410 x 365 x 150mm  
16 x 14 Inch (Approx)



**ROMI-4026**  
525 x 415 x 200mm  
21 x 16 Inch (Approx)



**MERCY-4027**  
595 x 470 x 215mm  
23 x 18 Inch (Approx)



**LUNA-4028**  
555 x 460 x 210mm  
22 x 18 Inch (Approx)



**OPAL-4029**  
565 x 410 x 215mm  
22 x 16 Inch (Approx)



**CELIO / LUCAS**  
575x460x855mm  
23 x 18 Inch (Approx)

BWB 4005 +  
BPD 6002



**WALTER / OLIN**  
525x420x865mm  
21 x 17 Inch (Approx)

BWB 4006 +  
BPD 6003



**MORENA / LUCAS**  
580x420x845mm  
23 x 17 Inch (Approx)

BWB 4009 +  
BPD 6002



**KALISTO / LUCAS**  
560x415x855mm  
22 x 16 Inch (Approx)

BWB 4010 +  
BPD 6002



**ELVINO / OLIN**  
460x465x850mm  
18 x 18 Inch (Approx)

BWB 4011 +  
BPD 6003



**ELDORA / TORIN**  
630x485x880mm  
25 x 19 Inch (Approx)

BWB 4012 +  
BPD 6001



**CALEB / LUCAS**  
510x405x825mm  
20 x 16 Inch (Approx)

BWB 4014 +  
BPD 6002



**AXA / OLIN**  
580x405x845mm  
23 x 16 Inch (Approx)

BWB 4015 +  
BPD 6003



**CONRAD / LUCAS**  
465x365x840mm  
18 x 14 Inch (Approx)

BWB 4017 +  
BPD 6002



**WILLIAM / ARLO**  
520x415x850mm  
20 x 16 Inch (Approx)

BWB 4023 +  
BPD 6005



**AVENA / BRUNO**  
350x345x820mm  
14 x 14 Inch (Approx)

BWB 4004 +  
BPD 6004



**CLAUS / LUCAS**  
470 x 365 x 820mm  
18 x 14 Inch (Approx)

BWB 4018 +  
BPD 6002



**ROLF / BRUNO**  
410x320x830mm  
16 x 13 Inch (Approx)

BWB 4019 +  
BPD 6004



**ELKE / OLIN**  
515x420x830mm  
20 x 16 Inch (Approx)

BWB 4021 +  
BPD 6003



**MARUTI / BRUNO**  
355x305x815mm  
14 x 12 Inch (Approx)

BWB 7008 +  
BPD 6004



**KUMA / BRUNO**  
455x355x815mm  
18 x 14 Inch (Approx)

BWB 7028 +  
BPD 6004

# FULL & HALF PEDESTAL COLLECTION



NEW!

**OLIVER / ARLO**  
510 x 410 x 865mm  
20 x 16 Inch (Approx)

BWB 4024 +  
BPD 6005



NEW!

**ROMI / ARLO**  
525x415x855mm  
21 x 16 Inch (Approx)

BWB 4026 +  
BPD 6005



NEW!

**LUNA / COVE**  
555x460x880mm  
22 x 18 Inch (Approx)

BWB 4028 +  
BPD 6006



NEW!

**OPAL / COVE**  
565x410x885mm  
22 x 16 Inch (Approx)

BWB 4029 +  
BPD 6006



**CONRAD / ISLA**  
465x365x445mm  
18 x 14 Inch (Approx)

BWB 4017 +  
BPD 6102



**WALTER / ISLA**  
525x420x470mm  
21 x 17 Inch (Approx)

BWB 4006 +  
BPD 6101



**GIONA / NOA**  
465x380x435mm  
18 x 15 Inch (Approx)

BWB 4008 +  
BPD 6102



**MORENA / JELI**  
580x420x480mm  
23 x 17 Inch (Approx)

BWB 4009 +  
BPD 6103



**KALISTO / JELI**  
560x415x500mm  
22 x 16 Inch (Approx)

BWB 4010 +  
BPD 6103



**ELDORA / JELI**  
630x485x525mm  
25 x 19 Inch (Approx)

BWB 4012 +  
BPD 6103



**OLIVER / AMY**  
510x410x505mm  
20 x 16 Inch (Approx)

BWB 4024 +  
BPD 6104



**ROMI / AMY**  
525x415x490mm  
21 x 16 Inch (Approx)

BWB 4026 +  
BPD 6104



**OSCAR / LILY**  
470x360x425mm  
18 x 14 Inch (Approx)

BWB 4022 +  
BPD 6105



**WILLIAM / AMY**  
520x415x490mm  
20 x 16 Inch (Approx)

BWB 4023 +  
BPD 6104



NEW!

**ERICH / ISLA**  
520x405x460mm  
20 x 16 Inch (Approx)

BWB 7031 +  
BPD 6102



NEW!

**KUMA / JELI**  
455x355x465mm  
18 x 14 Inch (Approx)

BWB 7028 +  
BPD 6103



**ROSEN-3001**  
455 x 455 x 860mm



**ROSEN-3001-01**  
455 x 455 x 860mm



**ROSEN-3001-02**  
455 x 455 x 860mm



**ROSEN-3001-03**  
455 x 455 x 860mm



**ROSEN-3001-04**  
455 x 455 x 860mm



**ROSEN-3001-05**  
455 x 455 x 860mm



**ROSEN-3001-06**  
455 x 455 x 860mm



**ROSEN-3001-07**  
455 x 455 x 860mm



**ROSEN-3001-08**  
455 x 455 x 860mm



**ROSEN-3001-09**  
455 x 455 x 860mm



**ROSEN-3001-10**  
455 x 455 x 860mm



**ROSEN-3001-11**  
455 x 455 x 860mm



**ROSEN-3001-12**  
455 x 455 x 860mm



**ROSEN-3001-13**  
455 x 455 x 860mm



**ROSEN-3001-14**  
455 x 455 x 860mm



**JIM -3104**

Size : 500 x 410 x 380mm

20 x 16 Inch (Approx)



**ETHAN-3102**

475 x 425 x 360mm  
19 x 17 Inch (Approx)



**NICOLAS-3101**

Size : 500 x 405 x 355mm  
20 x 16 Inch (Approx)



**VITALI-3103**

500 x 425 x 360mm  
20 x 17 Inch (Approx)

Under Counter  
*wash basin*



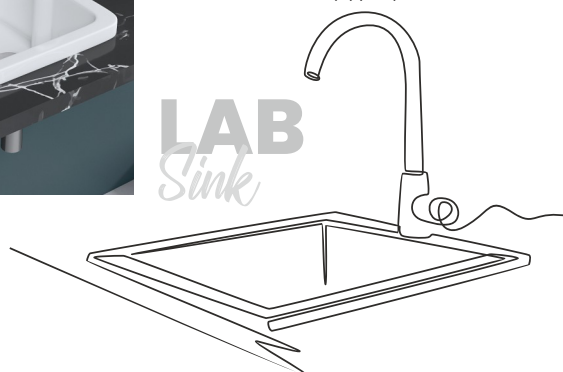
**ZUCA-5002**

520 x 370 x 200mm  
21 x 15 Inch (Approx)



**LAB SINK-5003**

640 x 480 x 295mm  
25 x 19 Inch (Approx)





**FORMOSA-3004**  
460 X 390 X 835 mm



**FLOWS-3005**  
560 X 430 X 850 mm



SPLASH-FREE  
DESIGN



CLEAN  
FLOOR



DEDICATED  
WASH SPACE



BETTER  
HYGIENE




DURABLE  
CERAMIC



EASY TO  
INSTALL

Designed for  
Devotion, **Engineered**  
for Hygiene.




-  TOUCH FREE OPERATION
-  BEST SUITED TO ENSURE HYGIENE
-  WATER SEAL TO AVOID OBNOXIOUS SMELL
-  ADJUSTABLE FLUSH TIME & FLUSH VALVE
-  AUTOMATED FLUSH

**RONAM-9002**  
330 x 330 x 630mm

 With Sensor



**RONAM/BLACK-9002**  
(GLOSSY/MATT-BLACK)  With Sensor  
Size : 330 x 330 x 630mm



**LARS-9003**  
290 x 285 x 405mm



**ROCIO-9004**  
315 x 325 x 565mm



**FEMI-9001**  
340 x 330 x 520mm



**Flushing  
With Jet Nozzle**

# EWC & PAN COLLECTION



**ANGLO-S-8101**  
585 x 480 x 405mm



**ANGLO-P-8102**  
575 x 480 x 390mm



**EWC-S-8103**  
550 x 365 x 420mm



**EWC-P-8104**  
540x 365x 420mm




**RECT-8105**  
555 x 335 x 410mm



**KEL-8106**  
565 x 365 x 415mm



**20" CITY PAN - 8003**  
530 x 430 x 190mm



**20" ORISSA PAN - 8004**  
530 x 430 x 265mm



**23" ORISSA PAN - 8005**  
590 x 445 x 305mm



SUPER WHITE  
GLAZE



STAIN  
FREE



EXTRA  
HYGIENIC



SOFT  
CLOSE



ECO  
FRIENDLY




WATER  
SAVING



\*P\* TRAP BUNDLES ARE  
AVAILABLE IN PAPER PACKAING\*

**P TRAP**



**WALL HUNG RAG BOLT**



**JET SPRAY**



**FLASH TANK**





**WITH GERMAN TOUCH**

**HOLO**  
SANITARYWARE

**HOLO SANITARYWARE PVT. LTD.**

Regd. & Corp. Office

Survey No. 723-724, Old Ghuntu Road,  
Nr. Evernew Paper Mill,  
Morbi - 363642, Gujarat, India.

E - [info@holosanitaryware.com](mailto:info@holosanitaryware.com)

Factory : +91 99093 78000  
Sales : +91 99093 79000

[www.holosanitaryware.com](http://www.holosanitaryware.com)



*scan to e-catalogue download*